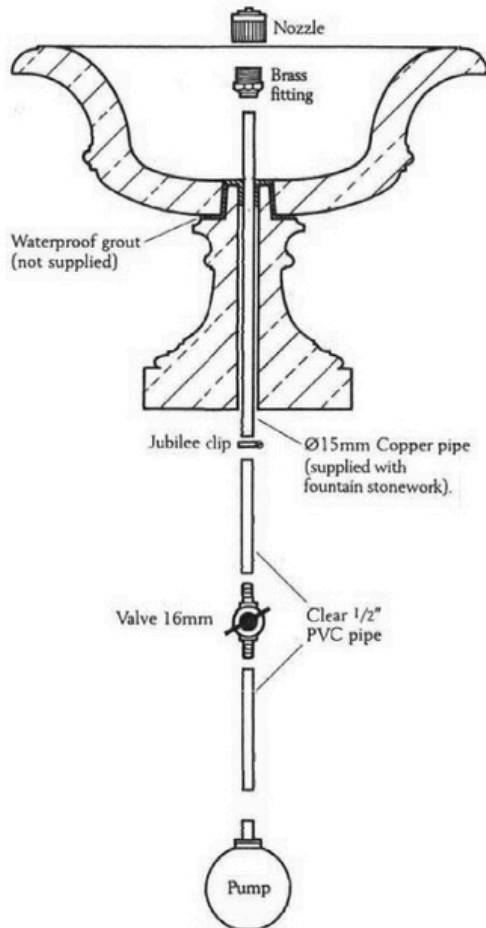


TYPICAL CENTRE PIECE FOUNTAIN PLUMBING.
WALL MASK FOUNTAIN PLUMBING.
SINGLE DOLPHIN FOUNTAIN PLUMBING



COMPONENT LISTING X350

Nozzle	x1
Brass end fitting	x1
Valve 16mm.	x1
Jubilee clip 1/2"	x1
Copper pipe Ø15mm	
Clear 1/2" PVC pipe	1 1/2m

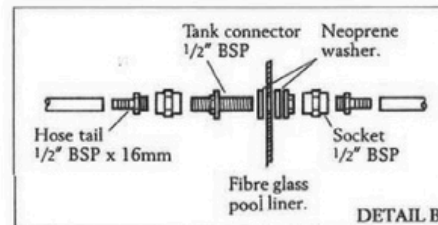
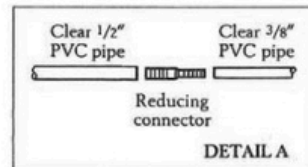
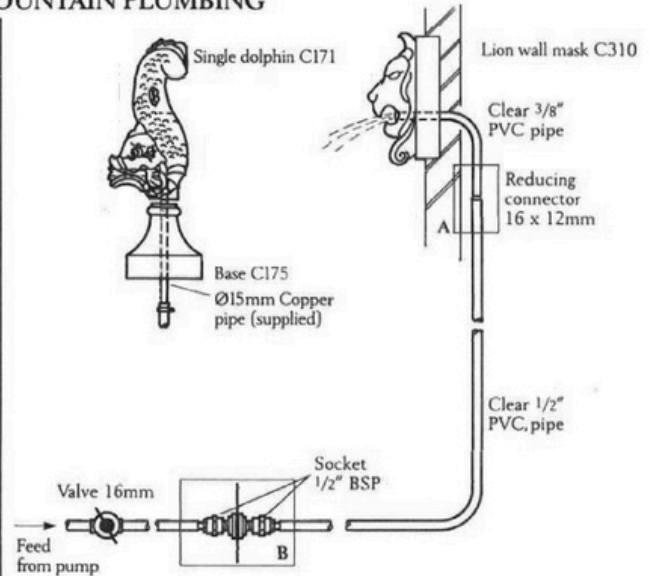
Stone components pre-drilled to accept Ø15mm copper pipe.

NOTE: For security and additional safety it is recommended that individual components are fixed together using a proprietary polyester or epoxy adhesive.

Consult a qualified electrician to ensure electrical supply conforms with all regulations/codes.

Unless otherwise stated, all materials other than stonework to be supplied by others.

Read in conjunction with tech-sheet P41 for S pool. P11 & P12 for M, L & XL pool.



COMPONENT LISTING: X300 (Wall mask fountain).
X305 (Single dolphin fountain).

Valve 16mm.	x1
Reducing connector.	x1 (for X300 only)
Jubilee clip 1/2"	x1 (for X305 only)
Clear 1/2" PVC pipe	2m (for X300) 1 1/2m (for X305)

COMPONENT LISTING: X301 (Wall mask fountain for use with liner).
X306 (Single dolphin fountain for use with liner).

Valve 16mm.	x1
Tank connector 1/2" BSP.	x1
Socket 1/2" BSP.	x2
Hose tail 1/2" BSP x 16mm.	x2
Reducing connector	x1 (for X301 only)
Jubilee clip 1/2"	x1 (for X306 only)
Clear 1/2" PVC pipe	2m (for X301) 2m (for X306)
Connector 12 x 12mm 90°	x1 (for X301 only)

To ease connections, hot water may be used to soften PVC pipes.

To ensure a watertight seal, all threaded joints require the use of PTFE tape (supplied).

Pump extra – see price list. All piping to be cut on site by others. Read in conjunction with tech-sheet P40 and P42.